


Short Wave Infrared Halogen Emitter



TOSHIBA's new PARYS GOLD emitter is designed for space heating application in worship places and fashionable restaurants or cafés where colour rendering is a sensitive subject.

TOSHIBA's new PARYS GOLD Heat emitter solves all the problems such places pose by way of its elegant heating colour and luxury gold-like appearance. PARYS GOLD unique light resembles sunset, which enables these places to be warmed naturally without the surroundings being damaged or disfigured.

Providing gentle warmth to people in an elegant "décor" is feasible with **TOSHIBA's** new PARYS GOLD Heat emitter.



Avantages :

- > Luxury gold coating
- > Extra low glare with neutral orange colour
- > High wattage density (71W/cm possible)
- > Splashproof version available
- > Two versions available: single or jacketed tube
- > High temperature resistance (850°C on the tube)
- > Instant heat, it takes just a second to switch on/off
- > No oxygen consumption
- > No combustion by-products, silent and odourless
- > No air draughts due to radiant infrared heat
- > Long life (5000 hours on average)

Applications area :

- > Fashionable restaurants and cafés
- > Religious buildings (churches, mosques...)
- > Sports complexes and exhibitions centres
- > Workshops, warehouses and factories



And various places where comfortable heat is required.

Competition's standard Gold Coated emitter



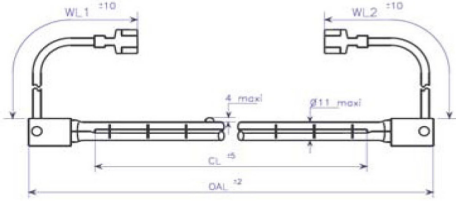
Connect to :
www.toshiba-lighting.com

Contact us :
TOSHIBA LIGHTING PRODUCTS (France)
42 Rue St Dizier
54000 Nancy
Phone : + 33 (0) 3 83 39 00 83

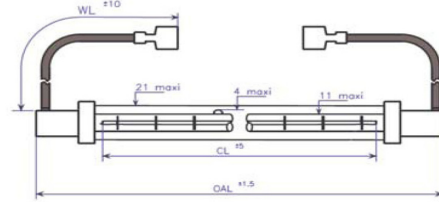


Short Wave Infrared **Halogen Emitter**

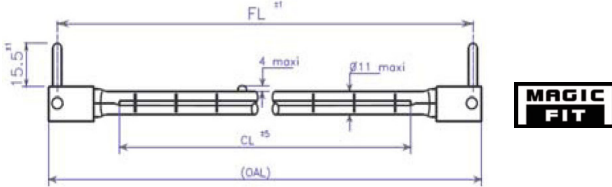
Type Bf



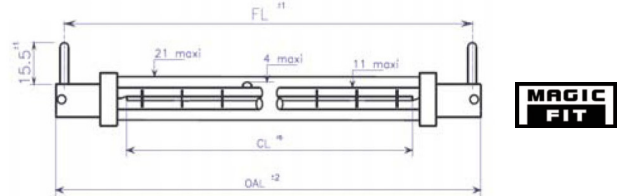
Type Bj



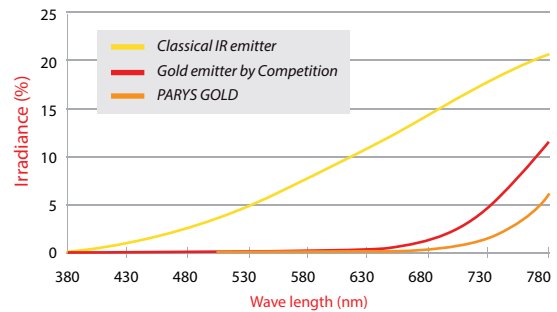
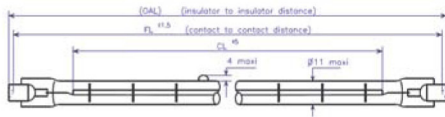
Type i



Type id



Type Rs



INFRARED HEAT LAMP
PARYS
 GOLD TOSHIBA

Désignation	Watts (W)	Volts (V)	Tube	Type	* Connection terminal end	Wire length WL (mm)	Overall length OAL (mm)	Fixation length FL (mm)	Heating length CL (mm)	* Burning position
JHA 235V 1000W 280 BfH	1000	230-240	Single	Bf	Faston	300 ± 10	352	-	280	Horizontale
JHA 235V 1000W 280 RsH	1000	230-240	Single	Rs	-	-	350	346	280	Horizontale
JHA 235V 1300W 185 RsH*	1500	230-240	Single	Bf	Faston	300 ± 10	352	-	280	Horizontale
JHA 235V 1500W 280 BfH	1500	230-240	Single	Rs	-	-	350	346	280	Horizontale
JHA 235V 1500W 280 RsH	1500	230-240	Single	i	-	-	354	346	284	Horizontale
JHA 230V 1000W 280 BfH	2000	230-240	Single	Bf	Faston	300 ± 10	352	-	280	Horizontale
JHA 235V 1500W 280 BfH	2000	230-240	Single	i	-	-	354	346	284	Horizontale
JHA 235V 1500W 280 RsH	2000	230-240	Jacketed	Bj	Faston	300 ± 10	352	-	280	Horizontale
JHA 230V 1000W 280 BfH	2000	230-240	Jacketed	id	-	-	354	346	280	Horizontale

*All these lamp are available in Universal position and/or splashproof version. Cable terminals can be modified (spliced, end striped...)

Connect to :
www.toshiba-lighting.com

Contact us :
 TOSHIBA LIGHTING PRODUCTS (France)
 42 Rue St Dizier
 54000 Nancy
 Phone : + 33 (0) 3 83 39 00 83