

Infrared Emitter for space heating



TOSHIBA's new PARYS Heat Emitter is designed for space heating application in holy places and fashionable restaurants or cafés where colour rendering is a sensitive subject.

TOSHIBA's new PARYS Heat Emitter solves all the problems such places pose by way of its elegant heating colour and luxury bronze-like appearance. The elegant heating colour resembles sunset or a candle, which enables these places to be warmed naturally without the surroundings being damaged or disfigured.

Providing gentle warmth to people in an elegant "decor" is feasible with **TOSHIBA's** new PARYS Heat Emitter.



Advantages :

- > Elegant heating colour. No reddish colour
- > Bronze-like finish (PARYS finish)
- > Optimal coating maintenance and therefore steady low glare
- > High power (max. 71 W/cm)
- > Instant heat, it takes just a second to switch on/off
- > No oxygen consumption
- > No combustion by-products, it is silent and odourless
- > No air draughts due to its radiant infrared heat (like sun)
- > Long life (5,000 hours on average)

Application areas :

- > Fashionable restaurants and cafés
- > Holy places like religious buildings (churches, mosques, temples, etc...)
- > Sports complexes and exhibition centres
- > Workshops, warehouses and factories
- > Garages and terraces
- > De-icing

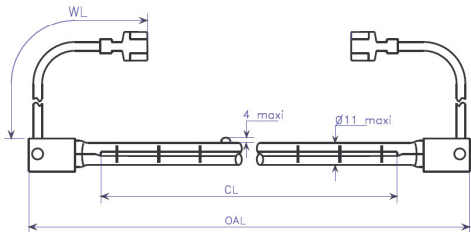
And various other places where comfortable heat is required.



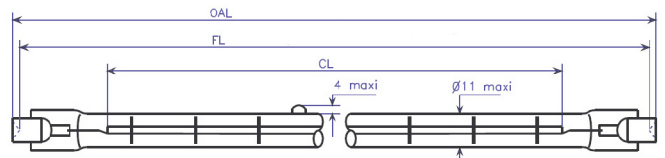


Infrared Emitter for space heating

Type 1



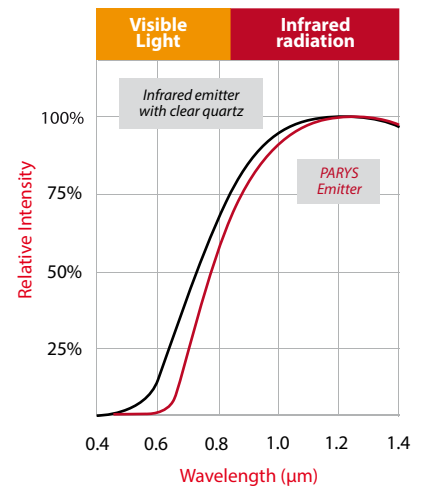
Type 2



Reddish emitter



PARYS emitter



Part code	Watts (W)	Volts (V)	Drawing	Wirelength WL (mm)	Connection terminal end	Overall length OAL (mm)	Fixation length FL (mm)	Longueur Filament CL (mm)	Position Allumage	Durée de vie
JHB 235V 1000W 280 BfH	1000	230-240	TYPE 1	300 ± 10	Faston	352 ± 2	-	280	Horizontale	5000
JHB 235V 1000W 280 RsH	1000	230-240	TYPE 2	-	-	360 Max.	346 ± 1,5	280	Horizontale	5000
JHB 235V 1300W 185 RsH*	1300	230-240	TYPE 2	-	-	254.1 Max.	250,7 ± 1,5	185	Horizontale	5000
JHB 235V 1500W 280 BfH	1500	230-240	TYPE 1	300 ± 10	Faston	352 ± 2	-	280	Horizontale	5000
JHB 235V 1500W 280 RsH	1500	230-240	TYPE 2	-	-	360 Max.	346 ± 1,5	280	Horizontale	5000
JHB 230V 1000W 280 BfH	2000	230-240	TYPE 1	300 ± 10	Faston	352 ± 2	-	280	Horizontale	5000

* Max. tube diameter: 13 mm

Connect to :
www.toshiba-lighting.com

Contact us :
 TOSHIBA LIGHTING PRODUCTS (France)
 42 Rue St Dizier
 54000 Nancy
 Phone : + 33 (0) 3 83 39 00 83