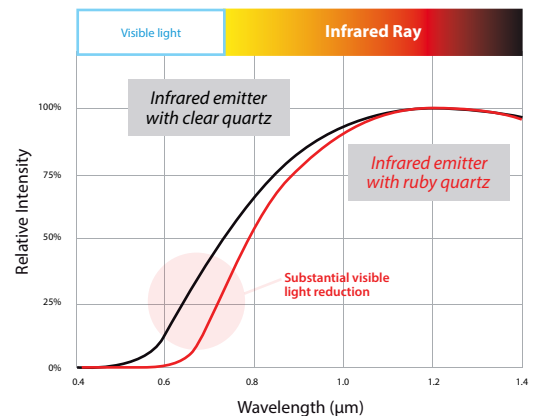


Infrared Ruby **SLIM** Emitter



TOSHIBA new infrared Ruby SLIM emitters comprise finely coiled tungsten filament surrounded directly by 10mm diameter Ruby quartz tube. Thanks to the narrower diameter (10mm) than that of classical Ruby sleeve (20mm) type, size of your reflector and/or module can be more compactly designed and infrared heat is more efficiently transferred, whilst reducing visible glare (- see graph). As no coating on surface of the glass tube, this emitter brings you no peeling trouble to realize unchangeable low glare over lifetime. TOSHIBA new infrared Ruby SLIM emitter gives benefits of :

- > **Low glare stabilization (No peeling trouble)** : thanks to the technology without surface coating, low glare can steadily maintain over lifetime
- > **Long life** : 5000h on average
- > **High speed** : within a second to switch on
- > **High efficiency** : more than 85% heat efficiency of full power
- > **High power density** : up to 74 W / cm
- > **High controllability** : neither ballast nor special circuits are necessary for basic usage
- > **No air draughts** : because of radiation (similar to solar energy)
- > **Clean and odorless** : no risk of contamination over environment or target object to be heated
- > **Extensive assortment** : many types of voltage, wattage, length, base, wire-harnesses and universal burning position are available
- > **Flexible** : special lamp designing service on demand is available



Visible light reduction

Application areas :

- > Paint drying in body shop
- > Breeding animals
- > Coil coating
- > Outdoor and indoor space heating

And various kind of industrial heating processes.



Infrared Ruby SLIM Emitter

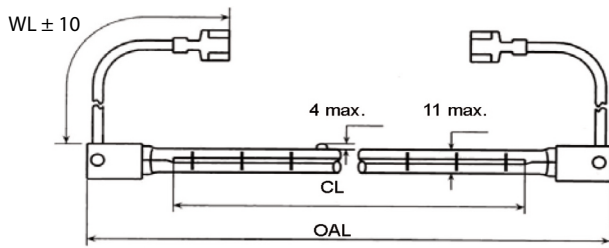
Connect to :
www.toshiba-lighting.com

Contact us :
 TOSHIBA LIGHTING PRODUCTS (France)
 42 Rue St Dizier
 54000 Nancy
 Phone : + 33 (0) 3 83 39 00 83

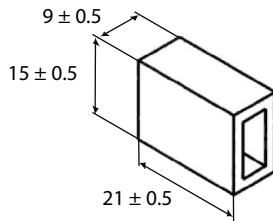


Infrared Ruby **SLIM Emitter**

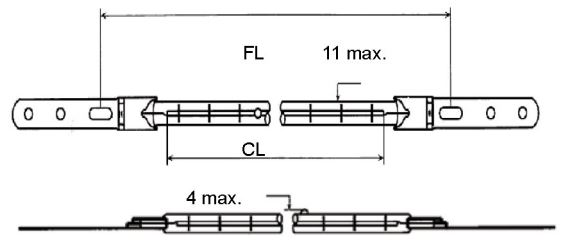
Type 1



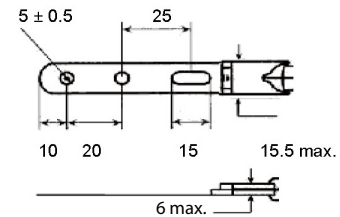
Base dimensions for Type 1



Type 2



Metal clip dimensions for Type 2



Part list

Part code Standard	Watts (W)	Volts (V)	Drawing	Wire length WL (mm)	Connection terminal end	Overall length OAL (mm)	Fixation length FL (mm)	Heating length CL (mm)	Burning position	Ave. Life	Ordering code
JHQ 235V 1000W 280 BfH	1000	230-240	Type 1	300 ± 10	Faston	352 ± 2	-	280	Horizontale	5000	2JHRQ018
JHQ 235V 1000W 280 JU	1000	230-240	Type 2	-	-	-	370 ± 10	280	Universal	5000	EM-380
JHQ 235V 1500W 280 BfH	1500	230-240	Type 1	300 ± 10	Faston	352 ± 2	-	280	Horizontale	5000	2JHRQ019
JHQ 235V 2000W 280 BfH	2000	230-240	Type 1	300 ± 10	Faston	352 ± 2	-	280	Horizontale	5000	EM-491
JHQ 235V 2000W 280 BfU	2000	230-240	Type 1	900 ± 10	End-stripped	352 ± 2	-	280	Horizontale	5000	EM-316
JHQ 235V 2000W 280 JU2	2000	230-240	Type 2	-	-	-	370 ± 10	280	Universal	5000	EM-381
JHQ 400V 2000W 410 JU1	2000	230-240	Type 2	-	-	-	508 ± 10	410	Universal	5000	EM-382
JHQ 400V 3000W 700 JU	3000	230-240	Type 2	-	-	-	798 ± 10	700	Universal	5000	EM-383

Part code Ultra low glare	Watts (W)	Volts (V)	Drawing	Wire length WL (mm)	Connection terminal end	Overall length OAL (mm)	Fixation length FL (mm)	Heating length CL (mm)	Burning position	Ave. Life	Ordering code
JHR 235V 1000W 280 BfH	1000	230-240	Type 1	300 ± 10	Faston	352 ± 2	-	280	Horizontale	5000	JHR001
JHR 235V 1000W 280 JU	1000	230-240	Type 2	-	-	-	370 ± 10	280	Universal	5000	JHR002
JHR 235V 1500W 280 BfH	1500	230-240	Type 1	300 ± 10	Faston	352 ± 2	-	280	Horizontale	5000	JHR003
JHR 400V 2000W 410 JU1	2000	230-240	Type 2	-	-	-	508 ± 10	410	Universal	5000	EM-91
JHR 400V 3000W 700 JU	3000	230-240	Type 2	-	-	-	798 ± 10	700	Universal	5000	JHR004

Content to change without notice

Connect to :
www.toshiba-lighting.com

Contact us :
TOSHIBA LIGHTING PRODUCTS (France)
42 Rue St Dizier
54000 Nancy
Phone : + 33 (0) 3 83 39 00 83