


# TOSHIBA

## Short Wave Infrared Halogen Emitter For Space Heating Parys



**TOSHIBA's** new PARYS Heat Emitter is designed for space heating application in holy places and fashionable restaurants or cafés where colour rendering is a sensitive subject.

**TOSHIBA's** new PARYS Heat Emitter solves all the problems such places pose by way of its elegant heating colour and luxury bronze-like appearance.

The elegant heating colour resembles sunset or a candle, which enables these places to be warmed naturally without the surroundings being damaged or disfigured. Providing gentle warmth to people in an elegant "decor" is feasible with **TOSHIBA's** new PARYS Heat Emitter.




### Avantages :

- › Elegant heating colour. No reddish colour
- › Bronze-like finish (PARYS finish)
- › Optimal coating maintenance and therefore steady low glare
- › High power (max. 71 W/cm)
- › Instant heat, it takes just a second to switch on/off
- › No oxygen consumption
- › No combustion by-products, it is silent and odourless
- › No air draughts due to its radiant infrared heat (like sun)
- › Long life (5,000 hours on average)

### Applications areas :


- › Fashionable restaurants and cafés
- › Holy places like religious buildings (churches, mosques, temples, etc...)
- › Sports complexes and exhibition centres
- › Workshops, warehouses and factories
- › Garages and terraces
- › De-icing

**And various other places where comfortable heat is required.**

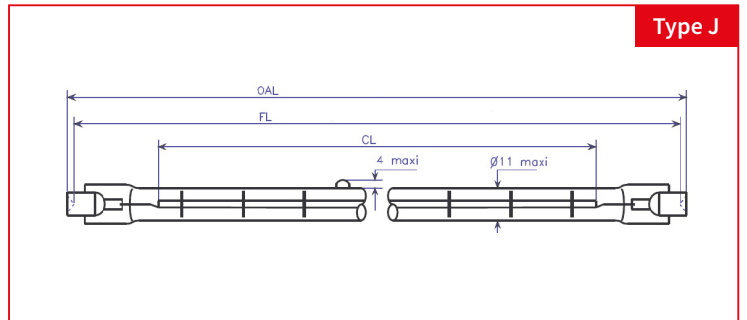
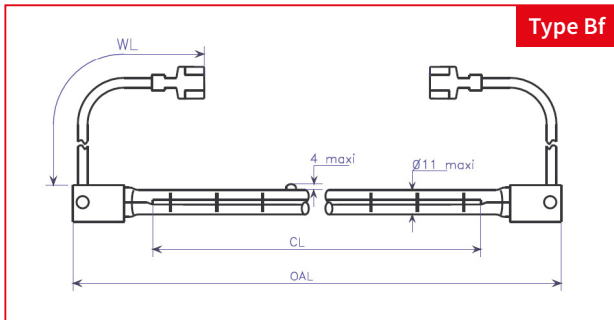


**Toshiba Lighting Products (France) S.A.**

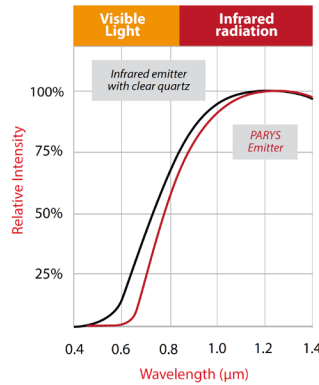
42 Rue St Dizier, 54000 Nancy Phone : + 33 (0) 3 83 39 00 83 [www.toshiba-lighting.com](http://www.toshiba-lighting.com)



# Parys



**PARYS emitter**



**Reddish emitter**

Non-exhaustive list, for reference only. Possibility of customization.

Designation	Watts (W)	Volts (V)	Drawing	Wirelength WL (mm)	Connection/Terminal end	Overall length OAL (mm)	Fixation length FL (mm)	Heating length CL (mm)	Burning position	Ave. Life (hrs)
JHB 235V 1000W 280 BfH	1000	230-240	Type Bf	300 ± 10	Faston	352 ± 2	-	280	Horizontale	5000
JHB 235V 1000W 280 RsH	1000	230-240	Type J	-	-	360 Max.	346 ± 1,5	280	Horizontale	5000
JHB 235V 1300W 185 RsH*	1300	230-240	Type J	-	-	254.1 Max.	250,7 ± 1,5	185	Horizontale	5000
JHB 235V 1500W 280 BfH	1500	230-240	Type Bf	300 ± 10	Faston	352 ± 2	-	280	Horizontale	5000
JHB 235V 1500W 280 RsH	1500	230-240	Type J	-	-	360 Max.	346 ± 1,5	280	Horizontale	5000
JHB 230V 1000W 280 BfH	2000	230-240	Type Bf	300 ± 10	Faston	352 ± 2	-	280	Horizontale	5000

\* Max. tube diameter: 13 mm

## Toshiba Lighting Products (France) S.A.

42 Rue St Dizier, 54000 Nancy Phone : + 33 (0) 3 83 39 00 83 [www.toshiba-lighting.com](http://www.toshiba-lighting.com)